

Himrrs

Sliding wall wagon
Wagon parois coulissantes

Schiebewandwagen
Carro con parete mobile

Technical data

Length over buffers	31 000 mm
Overall height	4 265 mm
Loading length	2 x 14236 mm
Loading width	2 900 mm
Loading area	2 x 41m ²
Loading capacity	2 x 115m ³
Width of door openings	7 000 mm
Height of door openings	2 800 mm
Platform height	1 200 mm
Tare weight	30 000 kg
Payload (axle load 22.5t)	60 t
Minimum curve	75 m
Maximum speed	100 km/h

Technische Daten

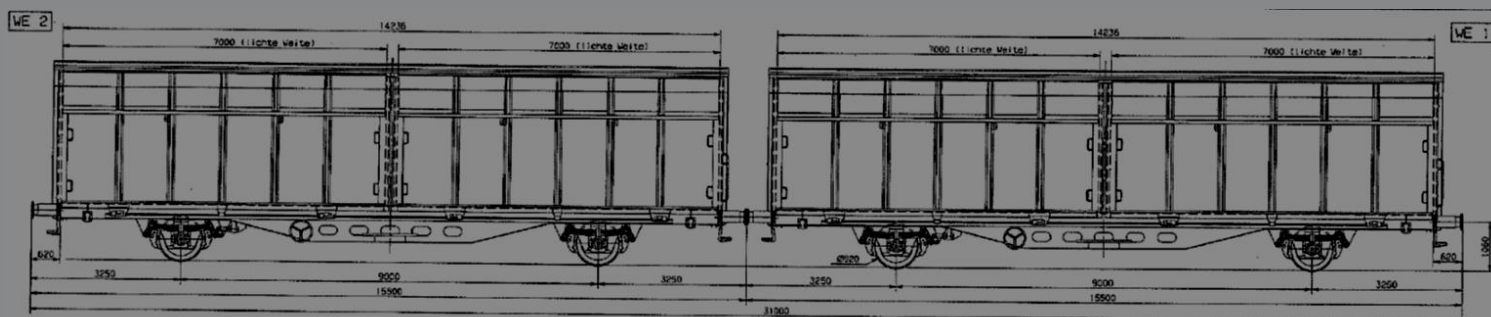
Länge über Puffer	31 000 mm
Gesamthöhe	4 265 mm
Ladelänge	2 x 14236 mm
Ladebreite	2 900 mm
Ladefläche	2 x 41m ²
Laderaum	2 x 115m ³
Breite der Türöffnung	7 000 mm
Höhe der Türöffnung	2 800 mm
Fußbodenhöhe über Schienenoberkante	1 200 mm
Eigengewicht	30 000 kg
Lastgrenze (Radsatzlast 22.5t)	60 t
Min. befahrbarer Kurvenradius	75 m
Max. Geschwindigkeit	100 km/h

Données techniques

Longueur hors tout	31 000 mm
Hauteur totale	4 265 mm
Longueur utile	2 x 14236 mm
Largeur utile	2 900 mm
Superficie utile	2 x 41m ²
Volume utile	2 x 115m ³
Largeur ouverture des portes	7 000 mm
Hauteur ouverture des portes	2 800 mm
Hauteur du plancher	1 200 mm
Tare	30 000 kg
Limite de charge (par essieu 22.5t)	60 t
Rayon de courbure minimum	75 m
Vitesse maximum	100 km/h

Dati tecnici

Lunghezza sopra respingenti	31 000 mm
Altezza complessiva	4 265 mm
Lunghezza di carico	2 x 14236 mm
Larghezza di carico	2 900 mm
Superficie di carico	2 x 41m ²
Capacità di carico	2 x 115m ³
Larghezza aperture porte	7 000 mm
Altezza di apertura porte	2 800 mm
Altezza della piattaforma	1 200 mm
Tara	30 000 kg
Carico utile (carico per sala 22.5t)	60 t
Raggio min. di curvatura	75 m
Velocità massima	100 km/h

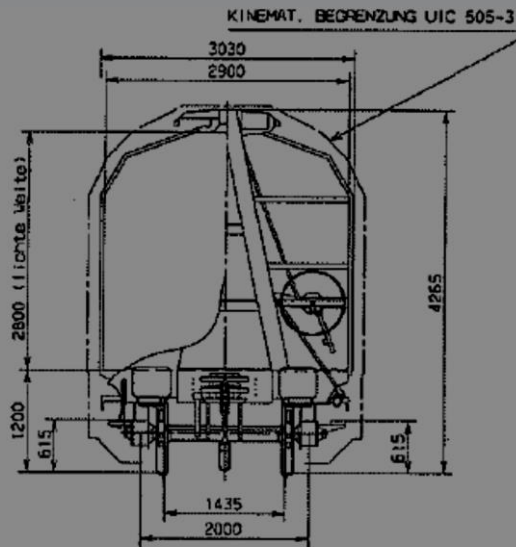


Wagon is RIV approved for mainland Europe with the exception of Spain, Portugal and Finland. 2 sliding walls per wagon side give access to the complete floor area from both sides and facilitate the loading/unloading by fork lift truck from ground level.

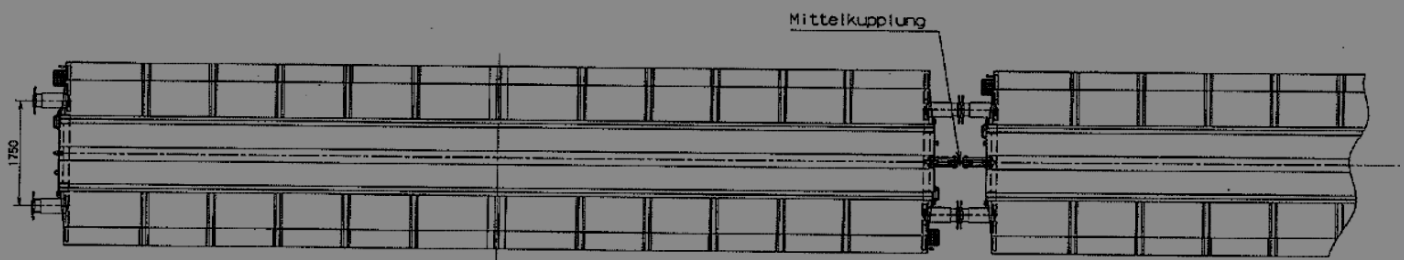
Wagon has been designed for an even distribution of load on the wagon floor.

The maximum wheel pressure on the floor board is 5 tonnes.

The wagon is fitted with fixing points along both sides for loading security purposes.



RADSATZLAGERSPIEL:	RADSATZTYPE:
LAENGERICHTUNG: ±2,5 mm	Y2Y
QUERRICHTUNG: ±20 mm	ITALSCHRAUBSATZGR.: 73.1
	ACHSLAGERICHTUNG: RB



Loading Capacity (Nbr of pallets)	
800X1200	1000X1200
76	66